



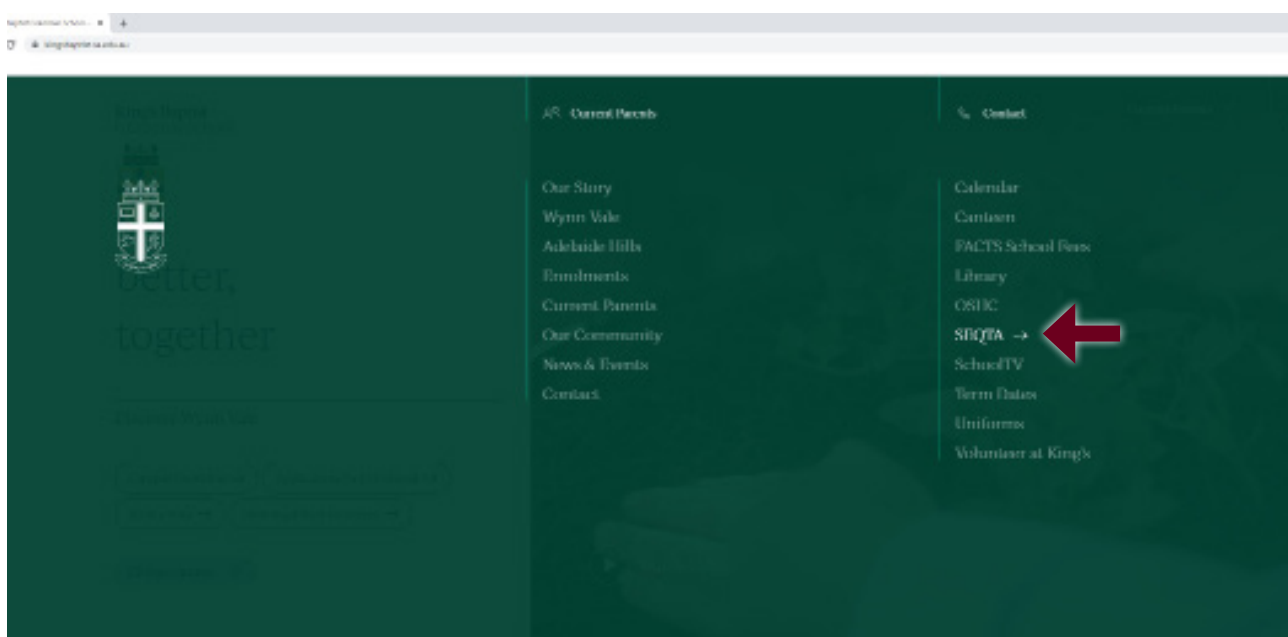
How do I access the SEQTA Engage - Parent Portal on my PC?

Instructions for parents on how to access King's SEQTA Engage Portal Page and their child's classes for King's@Home on a **computer**.

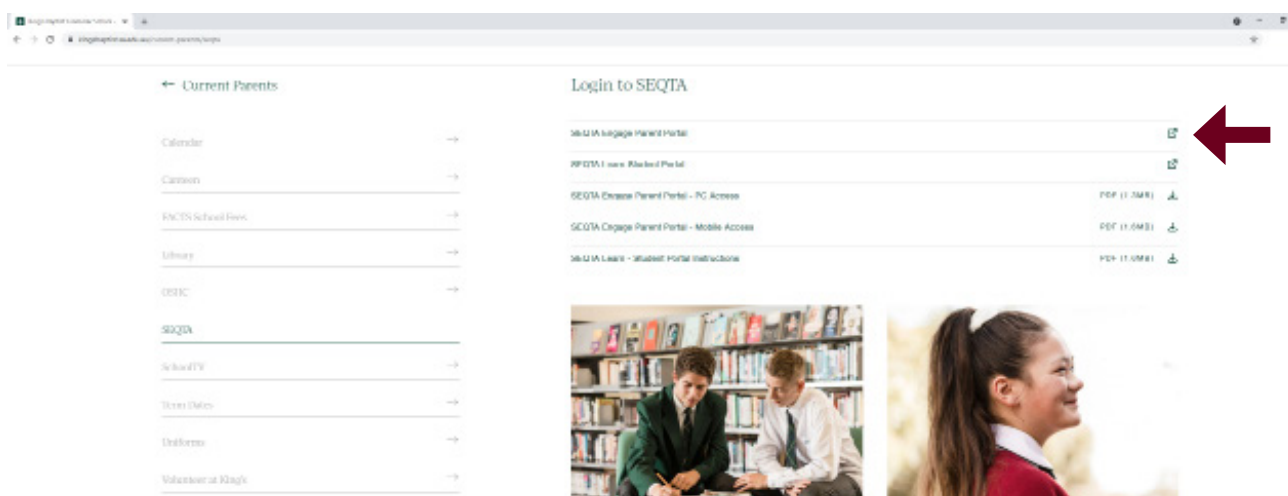
Access SEQTA Engage Portal Page



Go to our school website: <https://www.kingsbaptist.sa.edu.au/>
Then choose 'Current Parents' from the tabs up the top.
Then go down to where it says '[SEQTA](#)'



Then, under 'Login to SEQTA', choose 'SEQTA Engage Parent Portal'





Then you will need to login using the username and password you have been given by the school.

USER NAME

PASSWORD

Log in >

King's Baptist Grammar School

Log in using ADFS



Scroll down the left hand panel and select 'Portals'

DASHBOARD

DIRECT MESSAGES

DOCUMENTS

FOLIOS

GOALS

NOTICES

PORTALS

REPORTS

Welcome

KING'S BAPTIST Grammar School

About | Learning | Beyond The Classroom | Admissions | School Life | Community | ELC

Mt Barker Campus

Contact Us

Welcome to King's



Select your child's class (ie 2HC Communication Page)

Engage

PORTALS

PARENT SPLASH

STUDENT HOMEPAGE

2 HC COMMUNICATION PAGE

5K COMMUNICATION PAGE

CHILDREN'S UNIVERSITY AUS1

IT SUPPORT

Welcome

KING'S BAPTIST Grammar School

About | Learning | Beyond The Classroom | Admissions



WELCOME TO 2HC

WIN_20200401_13_17_25

Below is a pack to help when children are anxious if you would like to use it

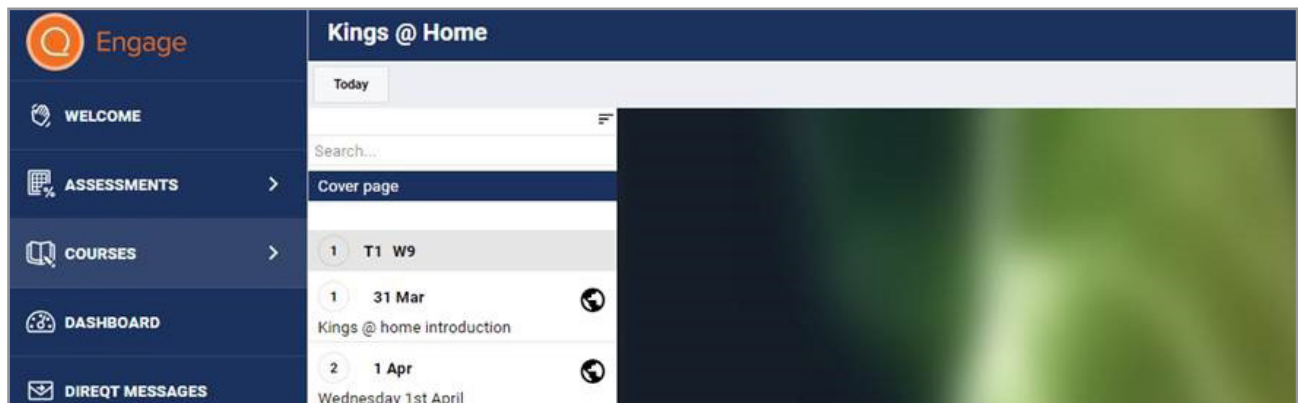


King's Baptist
Grammar School

Access Childs Classes for “King’s @ Home”



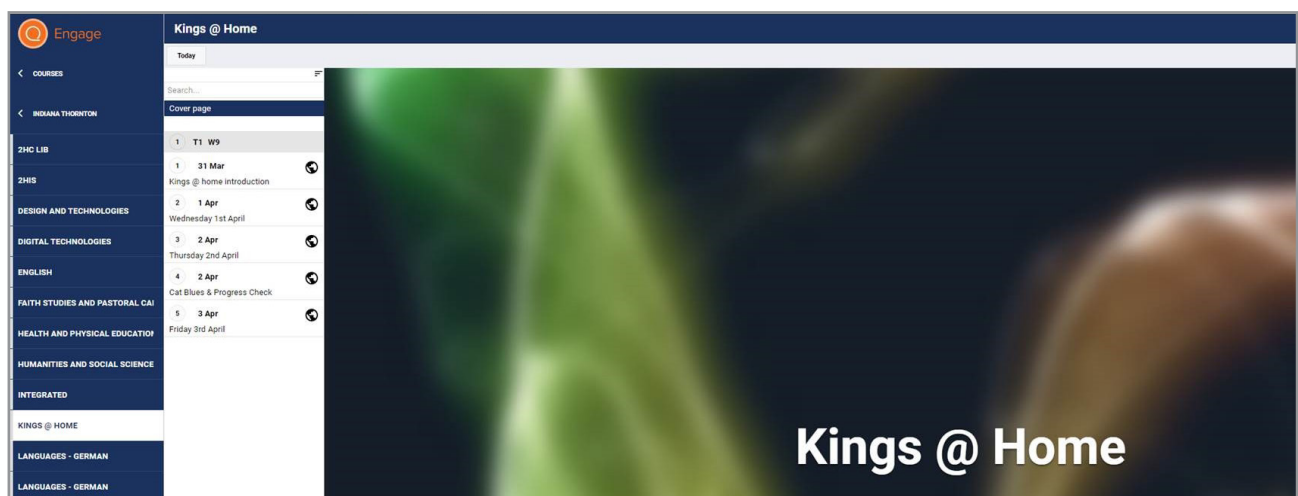
After logging in to SEQTA, go to ‘Courses’



Select your child



Scroll and select ‘King’s@Home’. All information relating to King’s@Home will be in this folder.



King's Baptist
Grammar School